

LITTLE BIG HORN & ACCESSORIES

LBH-30 - Little Big Horn Megaphone

Battery powered megaphone w/ strap & emergency alert siren (RC-LBH & CC-20 not included)

RC-LBH - Rechargeable Battery Kit

AC adapter/charger & 8 rechargeable NiCD batteries (NOT included w/ LBH-30)

CC-20 - Carrying bag

Storage & transportation bag (NOT included w/ LBH-30)



STG Media Systems.

719 Green Lanes, Winchmore Hill, London, N21 3RX.

info@STGmediasystems.com www.STGmediasystems.com

Tel UK: +44(0)1212 880 290



LITTLE BIG HORN TECHNICAL SPECIFICATIONS

Rated Power Output	30 watts
Max SPL @ Rated Power	117 dB @ 1 meter
Range	1,000 feet / 300 meters
Speaker Type	reentrant horn
Battery Type	eight C-size 1.5 volt alkaline (not included)
Average Operation Time	10 – 14 hours (alkaline batteries)
Dimensions	9" dia x 14.5" / 23 cm dia x 37 cm
Weight	3.3 pounds / 1.5 Kg

(Specifications subject to change without notice)

LITTLE BIG HORN

PORTABLE MEGAPHONE

OWNER'S MANUAL



A MESSAGE FROM THE OWNER

Thank you for choosing an Anchor Audio portable sound system. Our products incorporate state-of-the-art design and the finest quality of materials and workmanship. We're proud of our products and appreciate the confidence which you have shown by selecting an Anchor system.

I hope you'll take a few minutes to review this manual. We've incorporated several unique features into our products, your knowledge of how to use them will enhance the performance and your enjoyment of the system.

A handwritten signature in black ink, appearing to read "David Jacobs".

David Jacobs, President
on behalf of all Anchor Employees

GETTING STARTED

Please check your new unit carefully for any damage which may have occurred during shipment. Each Anchor product is carefully inspected at the factory and packed in specially designed boxes for safe transport.

Notify the freight carrier immediately of any damage to the shipping box or product. Repack the unit in the original box and wait for inspection by the carrier's claim agent. Notify your dealer of the pending freight claim.

NOTE: All damage claims must be made with freight carrier!

RETURNING SYSTEMS FOR SERVICE OR REPAIR

For service or repair, please contact the dealer you purchased your system from or Anchor Audio Customer Service at (888) 444-6077 to obtain a RA (Return Authorization) number. All shipments to Anchor Audio must include an RA number and must be shipped prepaid. C.O.D. shipments will be refused and returned at your expense.

IMPORTANT: Save shipping box & packing materials, they were specially designed to ship your unit!

WARRANTY REGISTRATION

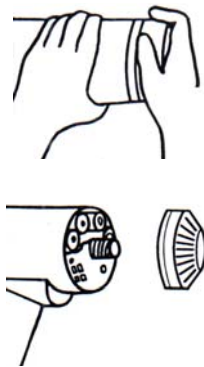
Please go to our website (www.anchoraudio.com) and select "Warranty Registration". Completing this online registration form will activate your limited six-year warranty.

INSTALLING BATTERIES

Replace batteries at regular intervals to assure freshness. Drained batteries do not provide sufficient sound volume.

NOTE: Use "C" size 1.5 Volt alkaline batteries.

1. Turn the Battery Compartment Cover counter-clockwise to remove
2. Insert eight type "C" batteries into case — Note correct polarity
3. Replace the Battery Compartment Cover by turning it clockwise until tight — Do not overtighten

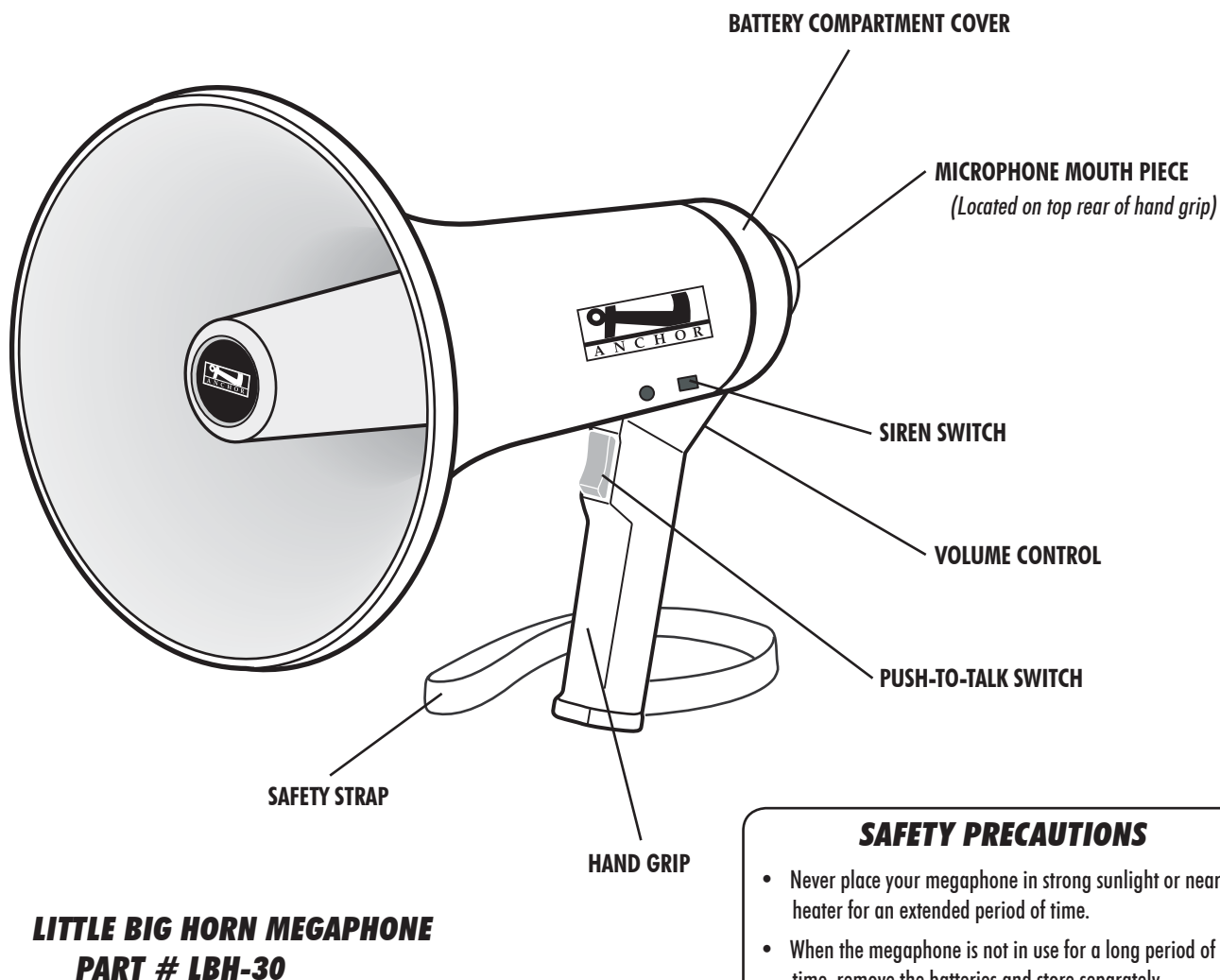


Remove the batteries and store separately when not in use for a long period of time.

CAUTION: Make sure batteries are inserted correctly - observe correct polarity!

CAUTION: To avoid possible hearing damage do not use megaphone near a person's ears.

NEED HELP? Contact Anchor Audio Customer Service: 888-444-6077 or www.anchoraudio.com.



**LITTLE BIG HORN MEGAPHONE
PART # LBH-30**

OPERATING INSTRUCTIONS

The megaphone is activated when the Push-To-Talk switch, located on the hand grip, is pressed and switched off when the switch is released.

Speak with your mouth 1/2" to 1" away from the Microphone Mouth Piece. If amplification is not sufficient move closer to microphone.

Turn the Volume Control to adjust the sound level without causing howling.

SAFETY PRECAUTIONS

- Never place your megaphone in strong sunlight or near a heater for an extended period of time.
- When the megaphone is not in use for a long period of time, remove the batteries and store separately.
- Amplified sound or howling may cause damage to people's ears. Do not use this megaphone near the person's ears.
- When cleaning the megaphone body only use neutral detergents. Never use thinner or benzene.

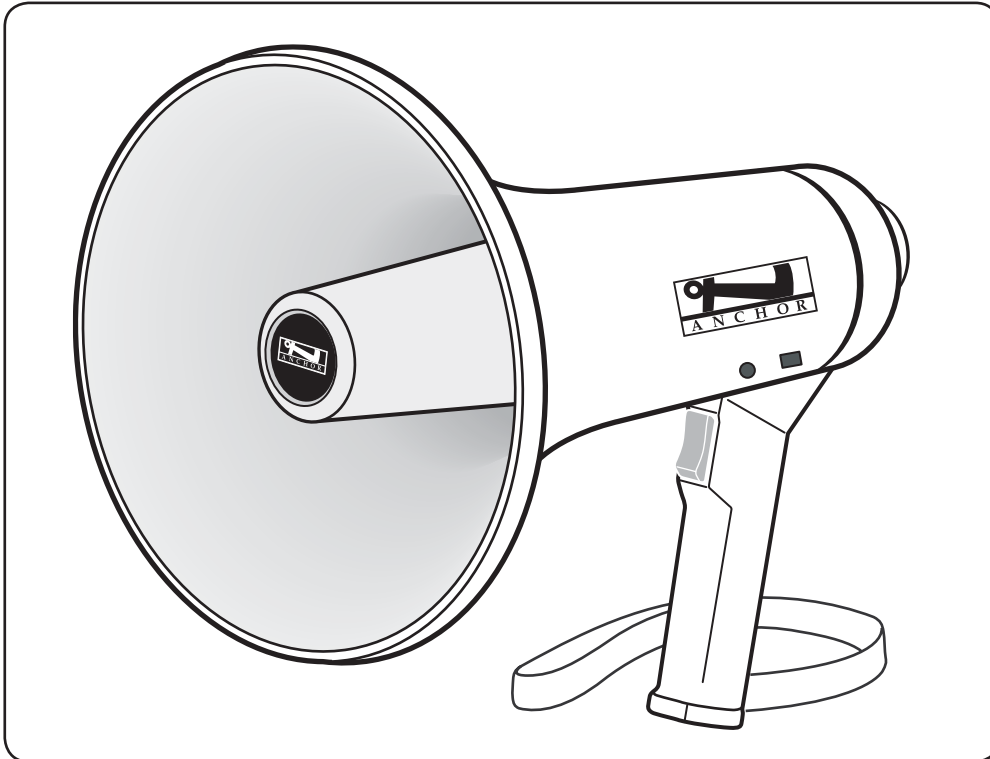
LITTLE BIG HORN FEATURES

Little Big Horn Megaphone

Handheld Megaphone Specifications

Advancing Technology

Emergency situations require immediate emergency awareness. In the event of an evacuation everyone must be able to hear instructions for crowd control purposes. The Little Big Horn is easy to use, easy to store and loud so you can be heard clearly and distinctly. You can hear it from over 1000 yards away and its siren signal alert will surely grab everyone's attention.



REACH CROWDS OF 50+

117 DB OF CLEAR SOUND

PROJECTS LOUD, CLEAR SOUND
AS FAR AS A QUARTER MILE

NEODYMIUM SPEAKER

WEIGHS JUST 4 POUNDS W/
BATTERIES INSTALLED

EFFICIENT CIRCUITRY DESIGN HELPS
BATTERIES LAST LONGER

SIGNAL ALERT SIREN

HIGH-IMPACT ABS RESIN CONSTRUCTION

HEAVY-DUTY MICROSWITCH INSIDE TRIGGER
MAKES IT MORE RELIABLE

6-YEAR WARRANTY!

LITTLE BIG HORN & BATTERY KIT

LBH-30 Battery powered megaphone

RC-LBH Rechargeable battery kit



LITTLE BIG HORN TECHNICAL SPECIFICATIONS

Rated Power Output	30 watts	Battery Type	Eight C-size 1.5 volt alkaline (not included)
Max SPL @ Rated Power	117 dB @ 1 meter	Average Operation Time	10-14 hours (alkaline batteries)
Range	1,000 feet (300 meters)	Dimensions	9" dia x 14.5" / 23 dia x 37 cm
Speaker Type	reentrant horn	Weight	3.3 pounds / 1.5 Kg

(FEATURES & SPECIFICATIONS SUBJECT TO CHANGE WITHOUT NOTICE)

STG

Media Systems®

STG Media Systems is a trading name of Sound-To-Go Ltd.
719 Green Lanes, Winchmore Hill, London, N21 3RX.
suzanne@STGmediasystems.com Tel UK: +44(0)1212 880 290
www.STGmediasystems.com Tel DE: +49 5425 933265